

Installation Instructions

Camp Kitchen

Part # AP076



ID SCULPTURE

PLAY. CLIMB. EXPLORE.

591 South Boulevard Street

Gunnison, Colorado 81230

info@idsculpture.com

970-641-1747

Specifications: Camp Kitchen

- Material: Concrete with Structural Foam
- Approximate Size Assembly (Grill): 11'-6" x 4'-6" x 3'-5" Tall
- Approximate Size Assembly (Sink): 4'-0" x 4'-0" x 4'-6" Tall
- Approximate Weight (Grill): 4,800 lbs
- Approximate Weight (Sink): 1,500 lbs
- Maximum Fall Height: 2'-0" (assumes 12" of safety surfacing)
- Age Group: 2-5 Years Old

Required Parts (included):

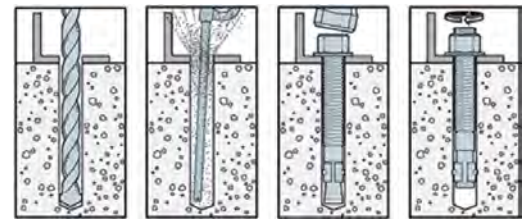
- Camp Grill GFRC Sculpture
- Camp Sink GFRC Sculpture
- Bolt Hangers (Lifting Eyes): 8ct
- "Camp Kitchen" Drawing Set

Recommended Equipment (not included):

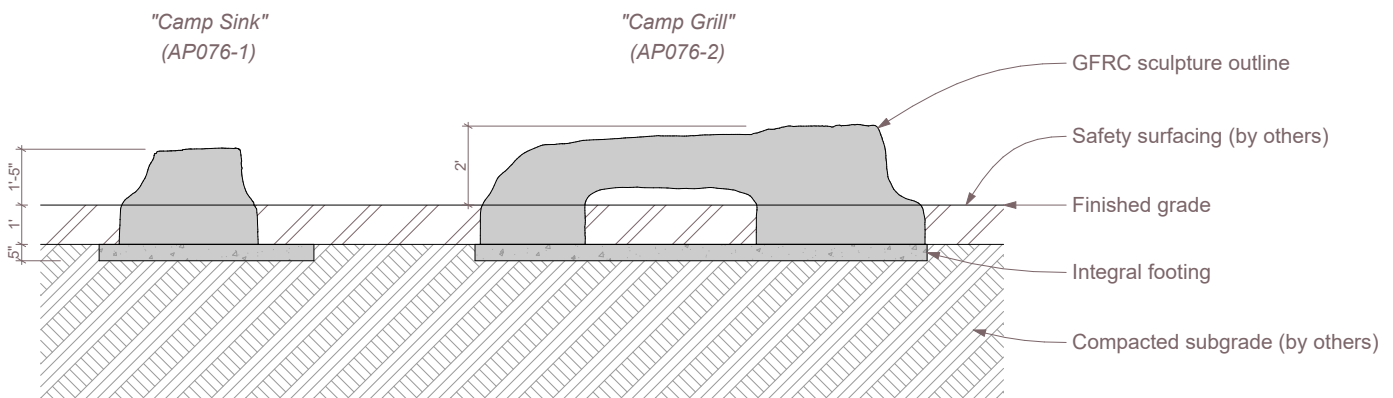
- 6' Lifting Straps: 4ct
- 12' Lifting Straps: 4ct
- Lift: Reach Type Forklift or Skid Steer 6,000 lb Capacity
- 1/2" Quick Links: 4ct
- Wrench Set / Socket Set

Important Notes:

- *Warning: Installation over a hard surface such as asphalt, or packed earth may result in serious injury or death from falls.*
- *It is the responsibility of the installer to ensure all components are installed in compliance with ASTM F-1487.*
- *All site built footings should be allowed to cure for a minimum of 48 hours prior to installation.*



Typical Wedge Anchor Installation



Section

Installation Instructions

Camp Kitchen

Part # APo76



591 South Boulevard Street
Gunnison, Colorado 81230
info@idsculpture.com
970-641-1747

PRE-INSTALL CHECKLIST

Please review prior to ordering and installing ID Sculpture products.

- ☐ 1. Verify that you have the recommended lifting equipment to unload and install your component, as specified by the installation instructions. Please check the installation instructions for the weight of each component and shipping dimensions.
- ☐ 2. Develop a proper plan to access the site and control access prior to opening.
- ☐ 3. Call your local utilities to locate any potential existing below grade equipment?
- ☐ 4. FOR ALL SCULPTURES: Verify you have accounted for adjustments to the footing depth based on your choice of safety surfacing material. Footing depth must be adjusted to compensate for the depth/thickness requirements of the selected safety surfacing (*see diagrams below*). Layout drawings show the uninstalled dimensions of the component. If you require a modification to a standard component, please notify ID Sculpture when placing your order. *Additional charges may apply.*



*Critical Fall Height (CFH)

- ☐ 5. Verify that you have installed any required footings prior to the arrival of your sculptures. Please note, footings should be allowed to cure for a minimum of 7 days.

Important Safety Note:

Please install and maintain adequate protective surfacing under and around your equipment. Never let children play on the equipment before protective surfacing is installed. Please consult ASTM F1487 for more information.

Installation Instructions

Camp Kitchen

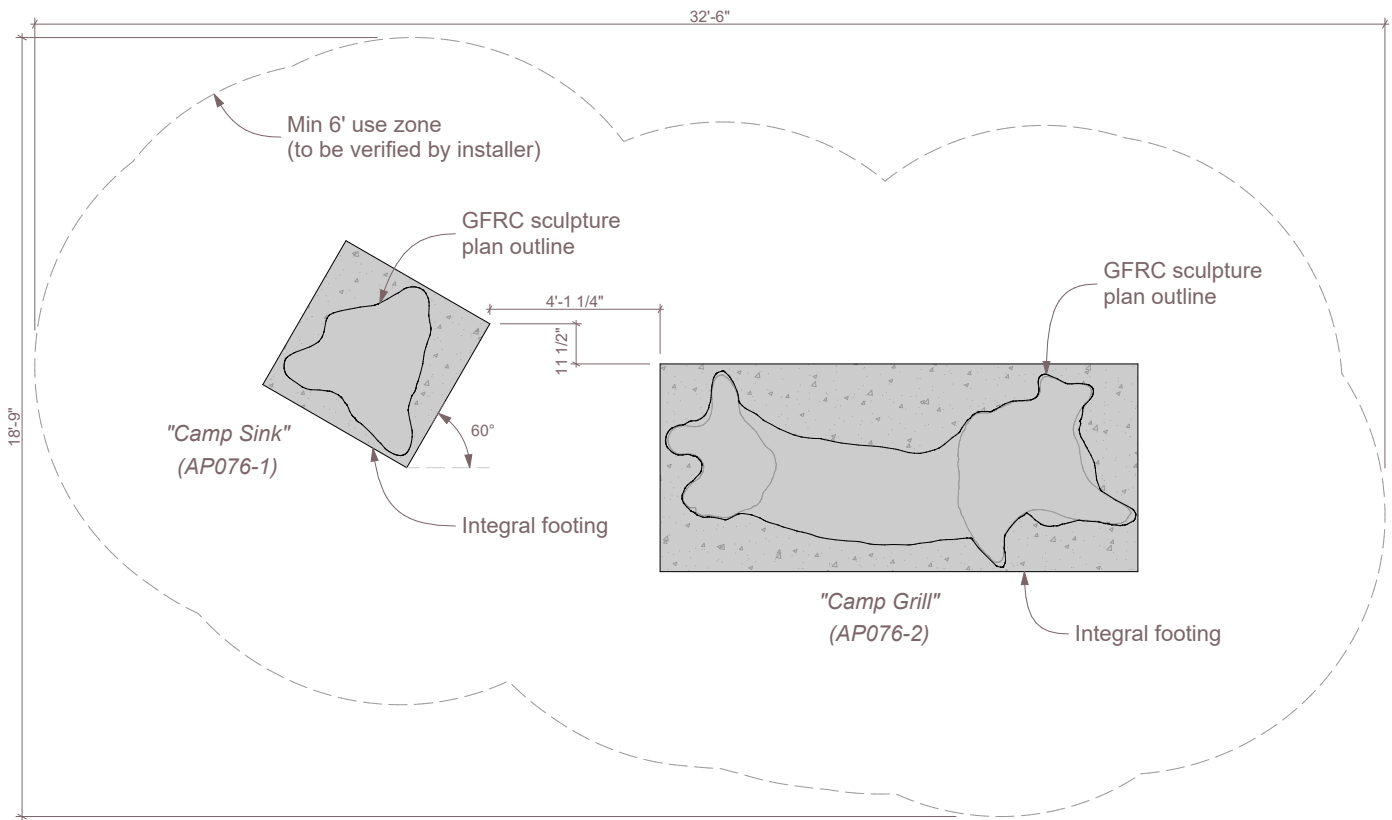
Part # AP076



591 South Boulevard Street
Gunnison, Colorado 81230
info@idsculpture.com
970-641-1747

Sculpture Installation:

1. Excavate the site below the top of subgrade as per the provided layout drawings.
2. Compact the subgrade beneath the sculpture, level using sand as necessary.
3. Make sure that the bolt hanger / lifting eyes are securely attached to the bolts protruding from the sides of the integral footings. Secure the lifting straps to bolt hangers using 1/2" quick links.
4. Lift each sculpture using an appropriate reach forklift or crane taking care to equalize the load on straps.
5. Set each sculpture in place and verify layout and all use zones as required by ASTM 1487.
6. Remove bolt hangers.
7. Backfill so the subgrade is level with the top of the integral footing and compact as necessary.
8. Install resilient surfacing material in accordance with layout guidelines, and ASTM standards.



Plan

Installation Instructions

Camp Kitchen

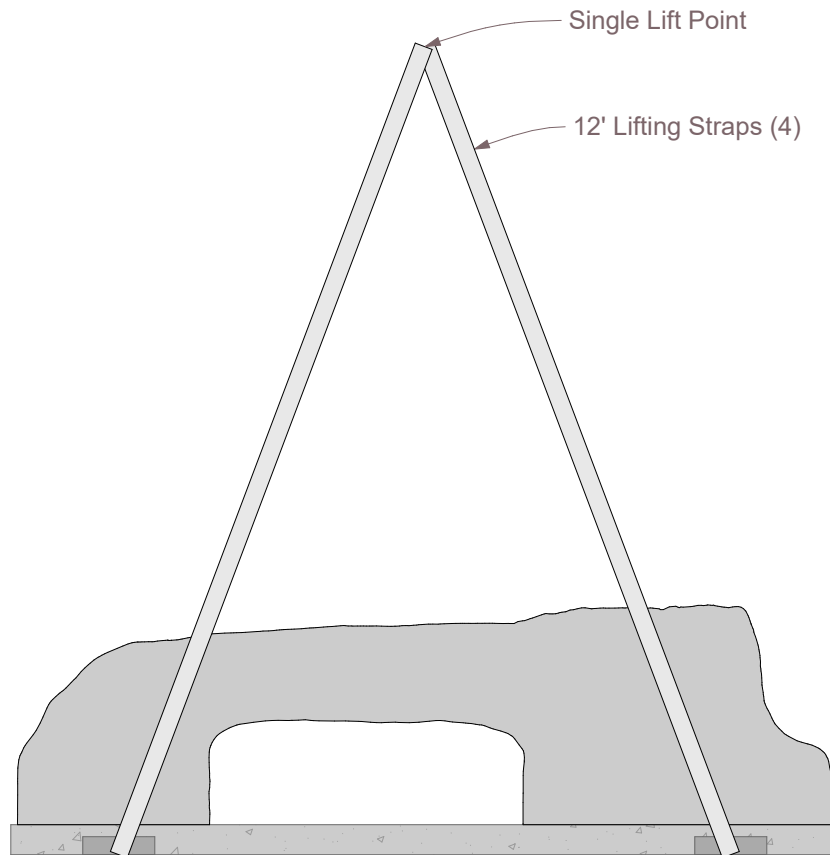
Part # APo76



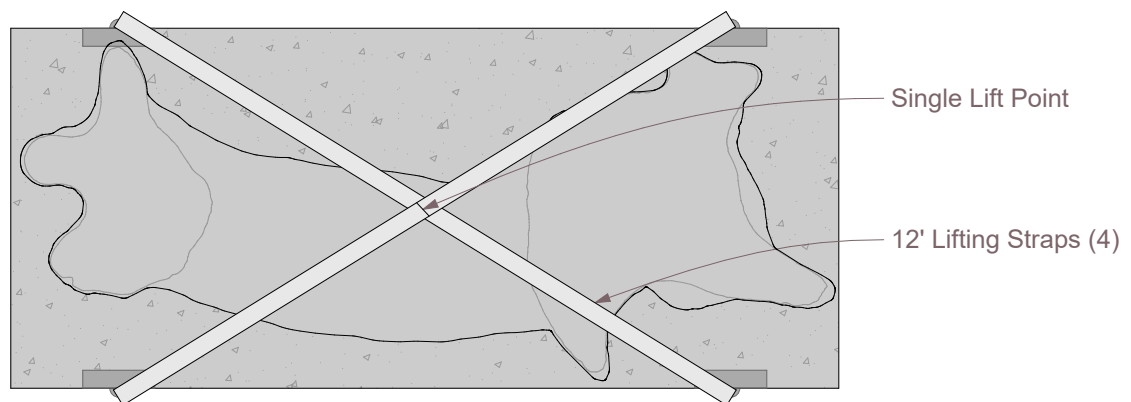
ID SCULPTURE

PLAY. CLIMB. EXPLORE.

591 South Boulevard Street
Gunnison, Colorado 81230
info@idsculpture.com
970-641-1747



Camp Kitchen - Pick Diagram - Elevation



Camp Kitchen - Pick Diagram - Plan

Installation Instructions

Camp Kitchen

Part # APo76



ID SCULPTURE

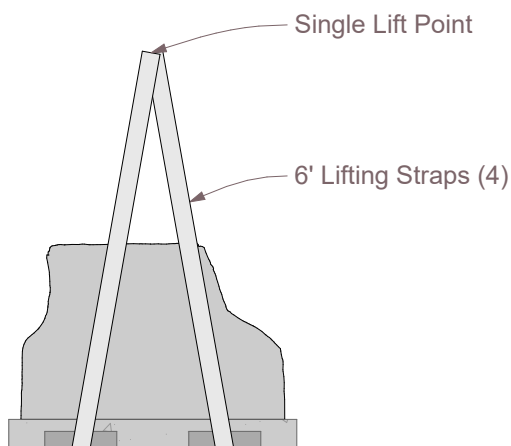
PLAY. CLIMB. EXPLORE.

591 South Boulevard Street

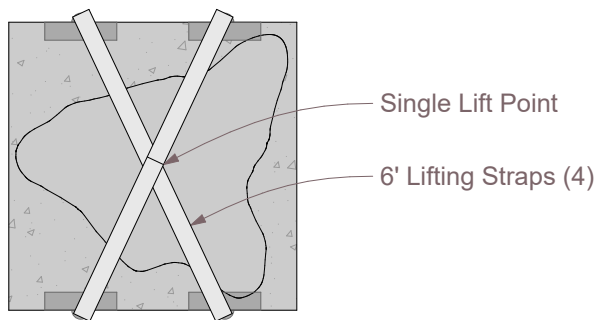
Gunnison, Colorado 81230

info@idsculpture.com

970-641-1747



Camp Sink - Pick Diagram - Elevation



Camp Sink - Pick Diagram - Plan